



Oxford Read and Discover

All About Plants

Julie Penn

Read and discover all about amazing plants ...

- How many types of plant are there?
- Why are plants important?

Read and discover more about the world! This series of non-fiction readers provides interesting and educational content, with activities and project work.

Series Editor: Hazel Geatches

Audio CD Pack available

Word count for this reader: 1,729



Level 3
600 headwords



Level 5
900 headwords



Level 4
750 headwords



Level 6
1,050 headwords


Cover photograph: GAP Photos Ltd (Sempervivum mahogany/Lee Avison)

OXFORD
UNIVERSITY PRESS

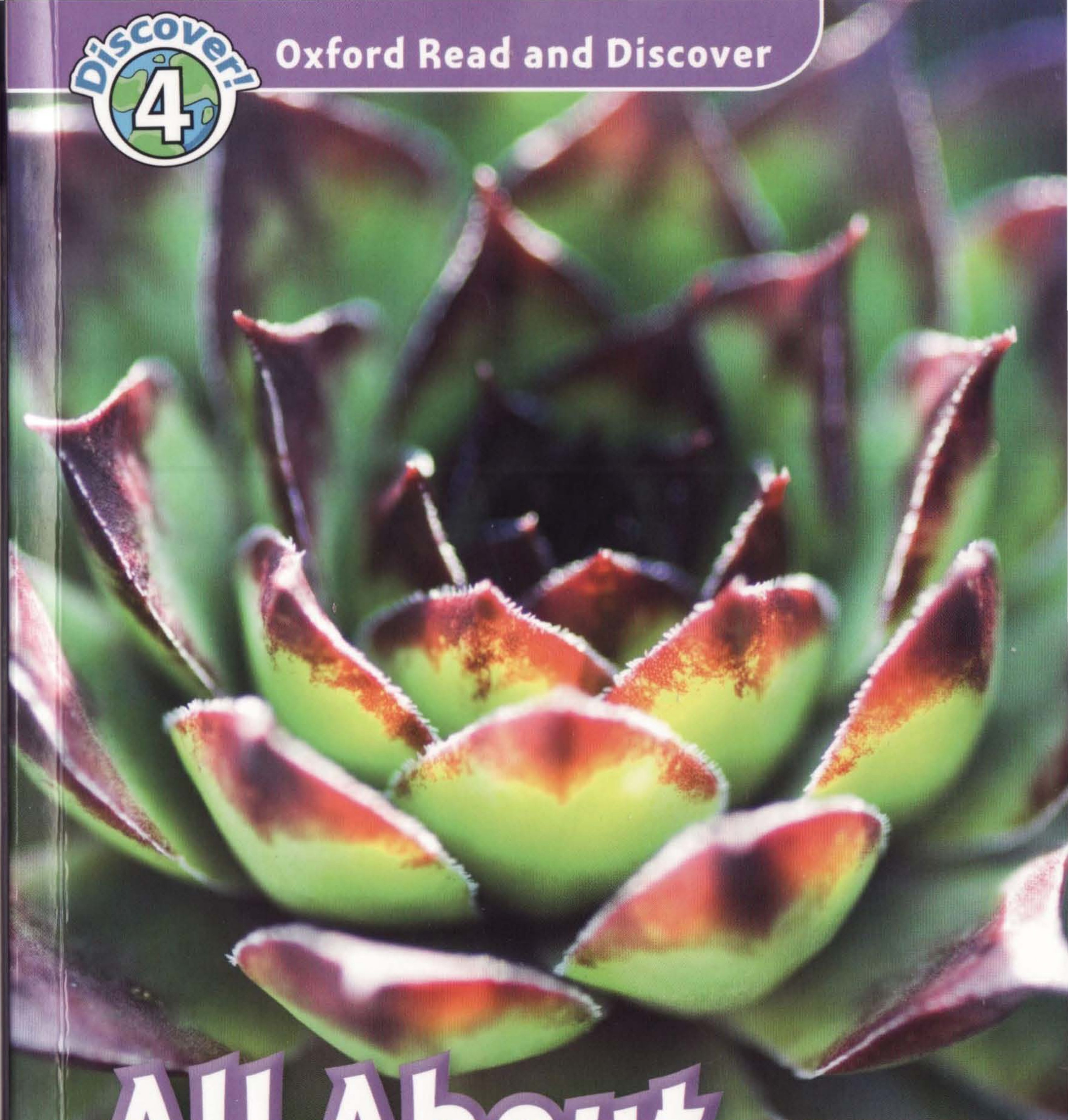
www.oup.com/elt



OXFORD ENGLISH
ISBN 978-0-19-464440-0



Oxford Read and Discover



All About Plants



All About Plants

Julie Penn

Contents

Introduction	3
1 Plants in Our World	4
2 Different Plants	6
3 Plant Parts	8
4 The Life of a Plant	10
5 How Plants Feed	12
6 Plant Habitats	14
7 Plants and Animals	16
8 Plants and People	18
9 Amazing Plants	20
10 Save Our Plants!	22
Activities	24
Projects	44
Picture Dictionary	46
About <i>Read and Discover</i>	48

OXFORD

UNIVERSITY PRESS

Great Clarendon Street, Oxford OX2 6DP

Oxford University Press is a department of the University of Oxford. It furthers the University's objective of excellence in research, scholarship, and education by publishing worldwide in

Oxford New York

Auckland Cape Town Dar es Salaam Hong Kong Karachi Kuala Lumpur Madrid Melbourne Mexico City Nairobi New Delhi Shanghai Taipei Toronto

With offices in

Argentina Austria Brazil Chile Czech Republic France Greece Guatemala Hungary Italy Japan Poland Portugal Singapore South Korea Switzerland Thailand Turkey Ukraine Vietnam

OXFORD and OXFORD ENGLISH are registered trade marks of Oxford University Press in the UK and in certain other countries

© Oxford University Press 2010

The moral rights of the author have been asserted

Database right Oxford University Press (maker)

First published 2010

2014 2013 2012 2011 2010

10 9 8 7 6 5 4 3 2

No unauthorized photocopying

All rights reserved. No part of this publication may be reproduced, stored in a retrieval system, or transmitted, in any form or by any means, without the prior permission in writing of Oxford University Press, or as expressly permitted by law, or under terms agreed with the appropriate reprographics rights organization. Enquiries concerning reproduction outside the scope of the above should be sent to the ELT Rights Department, Oxford University Press, at the address above

You must not circulate this book in any other binding or cover and you must impose this same condition on any acquirer

Any websites referred to in this publication are in the public domain and their addresses are provided by Oxford University Press for information only. Oxford University Press disclaims any responsibility for the content

ISBN: 978 0 19 464440 2

An Audio CD Pack containing this book and a CD is also available, ISBN 978 0 19 464480 8

The CD has a choice of American and British English recordings of the complete text.

An accompanying Activity Book is also available, ISBN 978 0 19 464450 1

Printed in China

This book is printed on paper from certified and well-managed sources.

ACKNOWLEDGEMENTS

Illustrations by: Fiammetta Dogi/The Art Agency pp.6, 7, 10, 26, 31; Kelly Kennedy pp.7, 11, 19; Dusan Pavlic/Beehive Illustration pp.36, 46, 47; Alan Rowe pp.36, 46, 47; Mark Ruffle pp.12, 32

The Publishers would also like to thank the following for their kind permission to reproduce photographs and other copyright material: Alamy pp.3 (Ed Reschke/Peter Arnold, Inc/holly), 5 (David Lyons), 8 (Grant Heilman Photography), 9 (Foodfolio/basket, Martin Moxter/imagebroker/coco de mer), 13 (Ed Reschke/Peter Arnold, Inc/holly), 19 (Inge Spence/fuel pumps), 20 (Heather Angel/Natural Visions/wolffia), 22 (Chad Ehlers), 28 (Grant Heilman Photography); Corbis pp.13 (Patrick Frilet/Hemis/autumn trees), 21 (Ralph A. Clevenger/redwood), 23 (Frans Lanting); Haddon Davies Photography p.44; Getty Images pp.3 (Win Initiative/flytrap), 4 (Siegfried Layda/Photographer's Choice), 20 (Win Initiative/flytrap); Nature Picture Library pp.14 (Jack Dykinga), 15 (Jose B. Ruiz/underwater scene, Francis Abbott/sea grass flower), 21 (Neil Lucas/titan arum); Oxford University Press pp.3 (trees, cactus, sunflower), 8 (asparagus), 18, 39; Photolibary p.15 (Jack Wilburn/Animals Animals/buttercups), 16 (Robert Maier/Animals Animals); Samsung Electronics Co. Ltd p.19; Science Photo Library p.17 (Bjorn Rorslett).

With thanks to: Ann Fullick for science checking



Introduction

Plants are very important. We need them for food, wood, medicines, and many other things. We see plants all around us – in fields, parks, gardens, and even in our homes.



fir tree



holly



sunflower



oak tree



Venus flytrap



cactus


What plants do you know?
What plants grow in your country?
Where do the plants grow?



Now read and discover more about amazing plants!

1

Plants in Our World




Plants in a Rainforest

Plants are living things. They feed, breathe, grow, and make new plants, but they are different from animals. Plants don't move from place to place like animals do. Plants keep growing, but animals don't grow when they are older.

Scientists don't know how many plants there are, but they think that there are more than 300,000 types! Many of these plants grow in rainforests. Scientists think that there are thousands more plants that we don't know about yet.

There were plants on Earth more than two billion years ago! The first plants didn't grow on land – they grew in water. It took hundreds of millions of years for plants to change and to grow on land.

Before plants, animals did not live on Earth. There was no oxygen in the air, and animals need to breathe oxygen. Plants produced oxygen and food for animals. They made life possible for us!



A Plant Fossil



Plants started to grow on land more than 400 million years ago. This is a fossil of one of the first land plants.

2

Different Plants


There are many different types of plant. Scientists put plants into different groups. They think about how plants grow and how they make new plants.

Most plants make seeds. These plants are called seed plants. New plants grow from the seeds. Many seed plants produce flowers. These plants are called flowering plants. Most of the plants that you see around you are flowering plants. How many flowering plants do you know?

Types of Plant

Seed Plants

Flowering Plants



Conifers



Some seed plants produce cones, not flowers. These plants are called conifers. Some of the world's tallest trees are conifers.



The biggest cones can be 40 centimeters long and they can weigh 4 kilograms!



Plants that don't make seeds are called non-seed plants. Ferns and mosses are non-seed plants. They don't make seeds, but they make tiny spores. New plants grow from these spores.

Non-Seed Plants

Ferns



Mosses



3

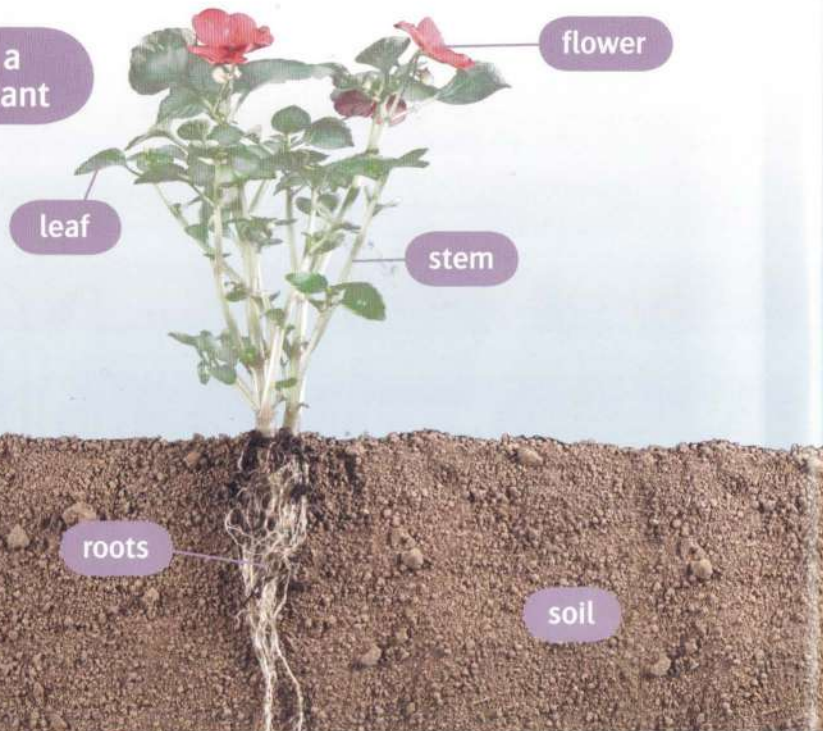
Plant Parts

A flowering plant has four main parts – leaves, stems, roots, and flowers.

The roots hold the plant in the soil. They take water and minerals from the soil. The leaves make food for the plant. The stems take water from the roots to the leaves.

They also take food from the leaves to other parts of the plant. The stems support the plant, too. The flowers make seeds, and new plants grow from these seeds.

The Parts of a Flowering Plant




Fruits and Vegetables



Different vegetables come from different parts of a plant. Potatoes are from the roots of a plant. Asparagus is the stem. Cabbages are leaves. Broccoli is the flower. Food like apples and oranges are fruits. Fruits grow from flowers, and the plant's seeds are in the fruit.



The biggest seeds are from the coco de mer plant. They can weigh 30 kilograms – that's about the same as a child who is ten years old!




→ Go to pages 28–29 for activities.

4

The Life of a Plant

Plants change at different times of their life. They grow and make new plants. When they get old, they die. This is called a life cycle.

The Life Cycle of a Flowering Plant



- ① A new seed needs water, oxygen, and warmth to start to grow into a plant.
- ② The plant grows bigger and produces leaves.
- ③ Then the plant produces flowers. The flower has male and female parts. The female part of the flower has eggs. The male part of the flower makes pollen.
- ④ To make new seeds, the pollen from one flower has to get to the eggs of another flower. The plant needs the wind or insects, like bees, to help. This is called pollination.
- ⑤ The pollen and the eggs join together and make seeds that grow inside a fruit. Some plants die after this, but other plants grow and make new seeds for many years.
- ⑥ The seeds can't grow if they are too near each other. Animals or the wind take some of the fruit away from the plant. This gives the seeds more space so that they can grow.



Seeds can live for many years before they grow into a plant. The oldest seed to grow into a plant was 1,300 years old!



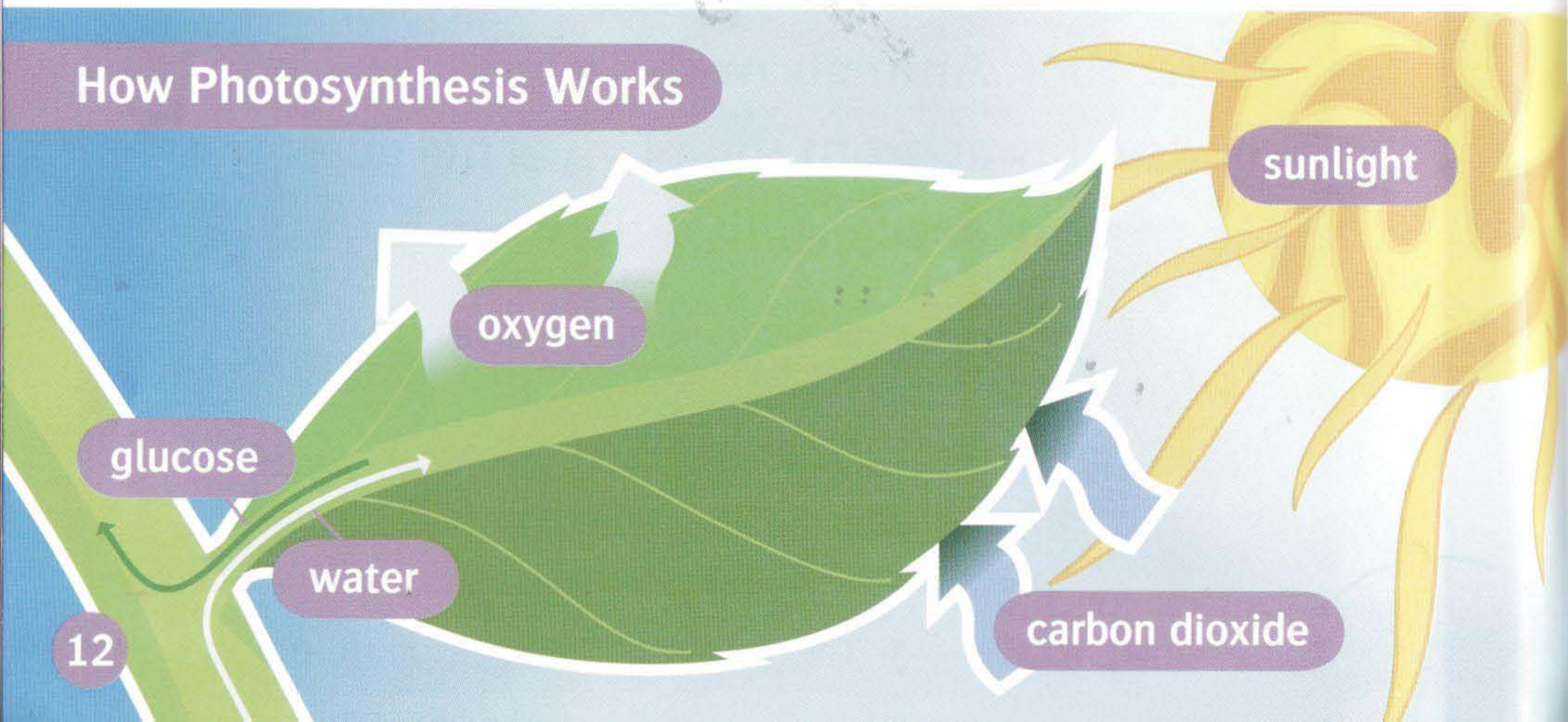
5

How Plants Feed

Plants need food to grow, but they don't need to find food like people or animals do. They can make their own! This is called photosynthesis. Plants use sunlight to make food from carbon dioxide and water. Plants get carbon dioxide from the air, and water from the soil. The food that they make is called glucose. During photosynthesis, plants also produce oxygen.

Photosynthesis happens in leaves. In the leaves, there is chlorophyll that makes the leaves green. The chlorophyll catches the sunlight so that the plant can use it for photosynthesis.

How Photosynthesis Works



In summer, plants make lots of food because there is lots of sunlight. They can store some of the food for when there isn't so much sunlight. In fall, they start to use the food that they stored. Then there is less green chlorophyll, and the leaves change to yellow, orange, or red. By winter, there are no leaves on most trees.



Some trees have special leaves that make food even in winter. They never lose all their leaves at the same time. These trees are called evergreens.


6

Plant Habitats

A habitat is a place where something lives. Different plants have different habitats. Some plants need sun, and other plants need shade.

Most plants can't grow in very dry, cold, or wet places, or in places where there isn't much sunlight. Some plants have special ways of growing in these places. The cactus can grow in hot, dry places like deserts. Its roots are near the top of the ground so that it can take in water quickly when it rains. It stores water in its stem.

Cactus Plants




Arctic Buttercups

The arctic buttercup can grow in very cold places. It's very small and the flowers grow near each other and near to the ground. This helps the flowers to live in the wind and the cold.

Sea grass is the only plant that can produce flowers underwater. The waves pollinate the flowers. Fish use sea grass for food and shelter.

Sea Grass Growing Underwater






A Mouse Eating Fruit

Plants and animals need each other. Plants produce food for animals to eat, and oxygen for them to breathe. Many animals make their homes in or around plants.

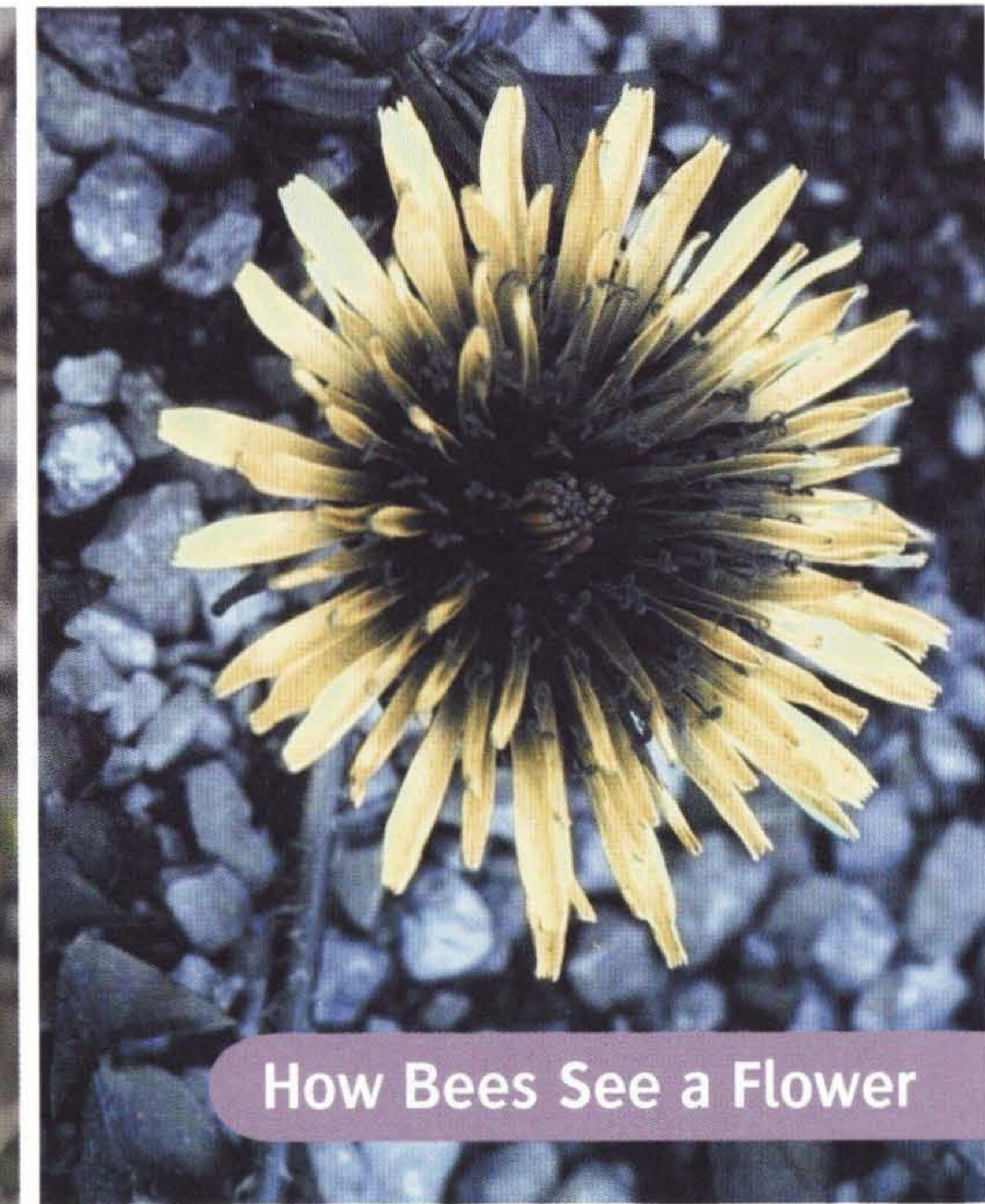
Birds and insects, like bees, flies, and butterflies, pollinate flowers when they feed on the nectar inside. Many animals eat fruits from plants. They leave the seeds in new places, so that new plants can grow.

Insects and other animals can see some colors better than others, so different animals like different plants. Bees like yellow and blue, but they can't see red very well. Flies like light colors, and birds like red.

Many flowers have patterns that help bees to find the center, where the pollen is. People can't see these patterns.



How People See a Flower



How Bees See a Flower


A plant's smell is also important. Bees like flowers that smell sweet. Birds pollinate flowers that don't smell at all. Some flowers smell like meat. Flies pollinate these flowers.

8

Plants and People

Plants give us food and oxygen, but we need plants for lots of other things, too. Our clothes, books, and many other things come from plants. Lots of our doors, chairs, and tables are made of wood. Our erasers and bicycle tires are made of rubber. Wood and rubber come from trees. We need plants to keep us healthy, too. Lots of the medicines that we use come from plants.

Which things in this bedroom come from plants?



The gasoline in our cars comes from plants and very small animals that lived 300 or 400 million years ago. Very slowly, mud and rocks covered them, and they changed into oil. Gasoline is made from this oil. Today, people are also using plants to make other fuels like ethanol and biodiesel.

We can make plastic from plants. Sometimes there is plant plastic in our cell phones, computers, or even our socks! This cell phone is made of plant plastic.




Plants can make us feel happy. Many people have plants in their gardens and they like to help them to grow.



➔ Go to pages 38–39 for activities.

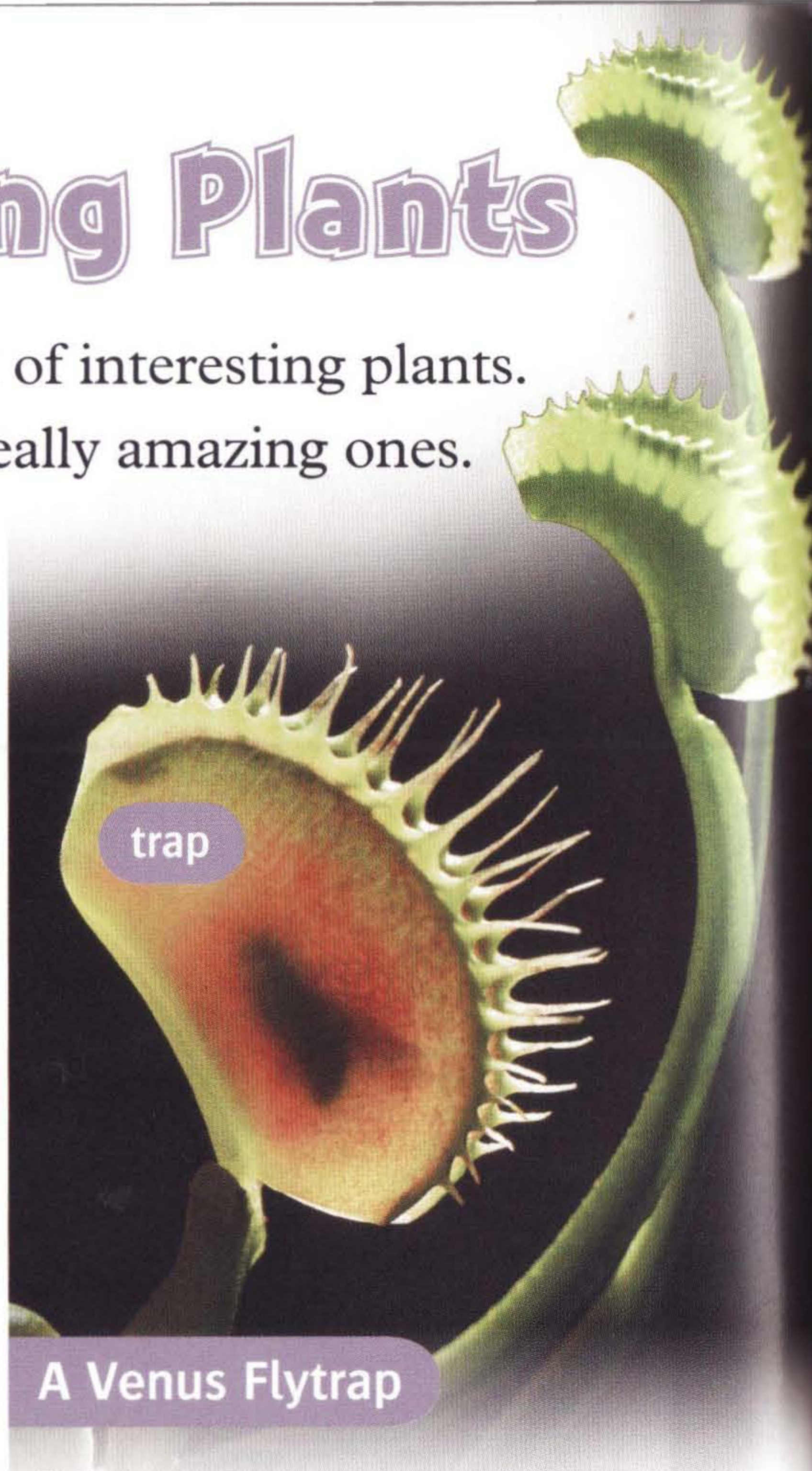
Amazing Plants

The world is full of interesting plants. Here are some really amazing ones.



Wolffia Plants

The smallest flowering plant is the wolffia. It's less than a millimeter long. The plant is round and it doesn't have any roots. It grows on water. Eating wolffia plants is good for you, but you have to eat a lot of them!



A Venus Flytrap

Most plants need insects to pollinate them, but some plants also eat insects. One amazing insect-eating plant is the Venus flytrap. It has traps with very small hairs. When an insect walks over the hairs, the trap closes.



A Titan Arum

The titan arum is one of the world's smelliest plants. It produces flowers about every six years and when this happens, it smells like bad meat. Flies like the terrible smell!



Coast Redwoods

Coast redwoods are the world's tallest trees. They can grow to 110 meters tall, and they can live for more than 2,000 years. A coast redwood can make six million seeds in a year.



Rainforest Trees in Danger

Plants are very important to us, but they are in danger. When people build new homes, roads, or airports, they cut down plants. In the rainforest, people cut down trees so that they can grow crops to sell. Today, there are lots of palm oil farms in the rainforest. The plants lose their habitats, and Earth loses hundreds of different types of plant forever.

Pollution is another danger. It puts dangerous chemicals into the soil and these are bad for plants.

How can we save our plants? Use paper carefully. Use all the paper and then recycle it. Buy recycled paper when you can.

Be a good shopper. There is palm oil from the rainforest in a lot of food. Don't buy things that have palm oil in them.

Be a good gardener. Grow lots of plants, but don't use dangerous chemicals.

Take part in a project. Some wildlife charities do projects like planting trees.



Seeds in a Seed Bank



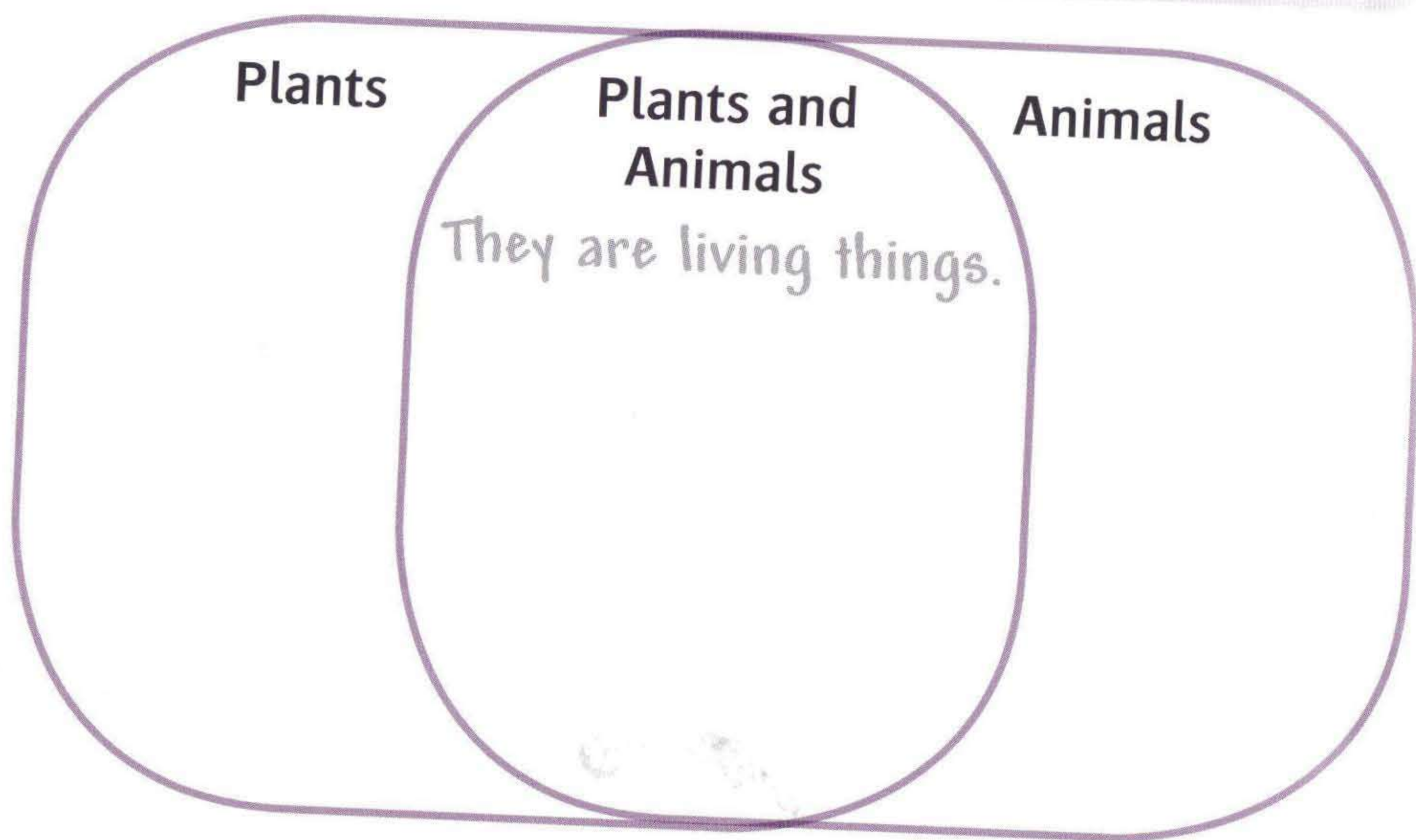
Scientists are collecting seeds from different plants and they are storing them in seed banks around the world for the future.

1 Plants in Our World

← Read pages 4–5.

1 Complete the diagram.

They are living things. They keep growing. They feed. They breathe. They move from place to place. They don't grow when they are older. They grow.



2 Number the sentences in order.

- There were animals on Earth.
- The first plants grew on land.
- 1 There were no plants or animals.
- The first plants grew in water.

3 Complete the sentences.

400 million 300,000 ~~two billion~~ hundreds of millions

- 1 There were plants more than two billion years ago.
- 2 There are more than _____ types of plant.
- 3 It took _____ of years for plants to change and to grow on land.
- 4 Plants started to grow on land about _____ years ago.

4 Write true or false.

- 1 Plants feed and grow. true
- 2 Plants don't grow when they are older. _____
- 3 The first plants didn't grow on land. _____
- 4 Plants changed and then they grew on land. _____
- 5 There are only 300,000 types of plant. _____
- 6 Plants made life on Earth possible for us. _____

5 What can plants do? Write three more things.


Plants can feed.

2 Different Plants

← Read pages 6–7.

1 Complete the diagram.

seed plants non-seed plants conifers
 flowering plants mosses ferns



2 Circle the correct words.

- 1 Most plants make seeds / soil.
- 2 Mosses make / don't make seeds.
- 3 Flowering plants make spores / seeds.
- 4 Conifers don't produce flowers / cones.
- 5 Ferns are seed / non-seed plants.

3 Match.

- 1 They aren't seeds, but new plants grow from them.
- 2 It makes seeds, but it doesn't produce flowers.
- 3 It produces flowers.
- 4 It doesn't make seeds.
- 5 Most plants make them.

seeds
 flowering plant
 spores
 conifer
 non-seed plant

4 Draw and write about a plant.

Plant name: _____

1 What does it look like?

2 What type of plant is it?

3 Does it make seeds or spores?

4 Does it produce flowers?

5 Does it live in water or on land?



3 Plant Parts

← Read pages 8–9.



1 Write the words.

- roots 1 _____
- stem 2 _____
- flower 3 _____
- leaf 4 _____

2 Match. Then write sentences.

Roots Stems Leaves Flowers New plants Seeds	grow from the seeds. take water from the soil. make food for the plant. support the plant. are in the fruit. make seeds.
--	---

- 1 Roots take water from the soil.
- 2 _____
- 3 _____
- 4 _____
- 5 _____
- 6 _____

3 Complete the chart. Then write more plants.

broccoli asparagus potato cabbage apple

Leaves	Stems	Flowers	Roots	Fruits
<u>cabbage</u>	_____	_____	_____	_____
_____	_____	_____	_____	_____

4 Answer the questions.

- 1 What are the four main parts of a flowering plant?
The main parts are leaves, stems, roots, and flowers.
- 2 Which part of the plant holds it in the soil?

- 3 Which part of the plant takes water to the leaves?

- 4 Which parts of a plant do we eat?

- 5 What can you find inside fruits?

- 6 What food that comes from plants do you eat?

4 The Life of a Plant

← Read pages 10–11.

1 Find and write the words



- | | |
|----------------|---------|
| 1 <u>seeds</u> | 4 _____ |
| 2 _____ | 5 _____ |
| 3 _____ | 6 _____ |

2 Write true or false.

- Seeds need cold weather to grow. _____
- Plants produce flowers before they produce fruit. _____
- Plants need insects or the wind for pollination. _____
- Some plants die after they make new seeds. _____
- When animals take the fruit away, a new plant can't grow. _____

3 Complete the sentences.


seeds water male pollination fruit

- Seeds need _____, oxygen, and warmth to grow.
- Flowers have _____ and female parts.
- Insects or the wind help with _____.
- The plant's fruit has _____ inside.
- Animals or the wind take the _____ away.

4 Complete the sentences. Then write the numbers.

flowers plant insects fruit grow seed

- The seed starts to grow into a plant.
- The _____ grows bigger and produces leaves.
- The plant produces _____.
- The wind or _____ pollinate the flowers.
- The plant makes seeds that _____ inside the fruit.
- Animals or the wind take the _____ away.

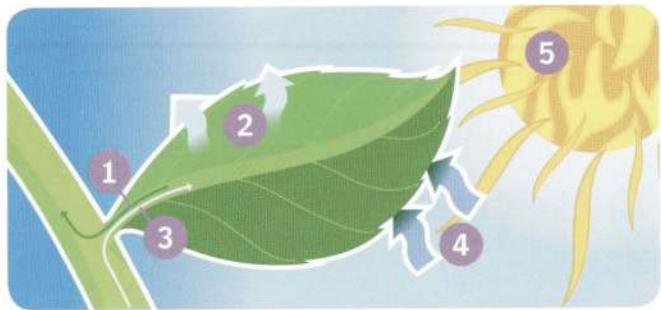


5 How Plants Feed

← Read pages 12–13.

1 Write the words. Then complete the chart.

water glucose oxygen carbon dioxide sunlight



- | | |
|---------|---------|
| 1 _____ | 4 _____ |
| 2 _____ | 5 _____ |
| 3 _____ | |

During Photosynthesis

Plants Use	Plants Make
_____	_____
_____	_____
_____	_____

2 Match. Then write sentences.

Plants can
Plants use sunlight
During photosynthesis
Photosynthesis happens
In the leaves
The chlorophyll

there is chlorophyll.
plants produce oxygen.
make their own food.
catches the sunlight.
in leaves.
to make glucose.

- 1 _____
- 2 _____
- 3 _____
- 4 _____
- 5 _____
- 6 _____

3 Complete the sentences.

use change winter food sunlight

- 1 In summer, plants make lots of _____.
- 2 In fall and winter there isn't so much _____.
- 3 Plants _____ the food that they stored in summer.
- 4 The leaves _____ to yellow, orange, or red.
- 5 Evergreens can make food in _____.

6 Plant Habitats

← Read pages 14–15.

1 Circle the correct words.

- Some plants need sun, and other plants need **smells** / **shade**.
- The cactus takes in water **quickly** / **slowly** when it rains.
- The arctic buttercup can grow in very **hot** / **cold** places.
- Sea grass produces **flowers** / **food** underwater.
- Fish use sea grass for food and **water** / **shelter**.

2 Write *cactus*, *arctic buttercup*, or *sea grass*.

- The flowers grow near the ground. arctic buttercup
- Its roots are near the top of the ground. _____
- Fish use it for food and shelter. _____
- It stores water in its stem. _____
- It grows in very dry places. _____
- The waves pollinate its flowers. _____

3 Complete the chart.

underwater dry water small top
ground cold stem pollinate

Plant	Habitat	How does it live?
cactus	hot, _____ places	Its roots are near the _____ of the ground. It takes in _____ quickly. It stores water in its _____.
arctic buttercup	_____ places	It's very _____. It grows near the _____.
sea grass	_____	It uses waves to _____ its flowers.

4 Answer the questions.

- Where can't most plants grow?

- Why can the cactus take in water quickly?

- Why does the arctic buttercup grow near the ground?

- What does sea grass use for pollination?

7 Plants and Animals

← Read pages 16–17.

1 Complete the puzzle.

The crossword puzzle consists of the following words:

- 1. Colors: c, o, l, o, r, s
- 2. Bird: b, i, r, d
- 3. Bee: b, e, e
- 4. Flower: f, l, o, w, e, r
- 5. Fly: f, l, y
- 6. Smell: s, m, e, l, l

2 Answer the questions.

- Why do animals need plants?

- Why do plants need animals?

- Why do different animals like different flowers?

3 Complete the sentences.

nectar patterns sweet
oxygen colored pollinate

- Plants produce _____ for animals.
- Some animals _____ flowers.
- Bees, butterflies, and birds take _____ from plants.
- Different animals like different-_____ flowers.
- Many flowers have _____ to help bees to find the center.
- Bees like flowers that smell _____.

4 Complete the chart.

light colors like meat sweet red
no smell yellow and blue

	Colors	Smells
Bees like:	_____	_____
Flies like:	_____	_____
Birds like:	_____	_____

8 Plants and People

← Read pages 18–19.

1 Find and write the things that come from plants.

c	l	o	t	h	e	s	a
h	w	e	d	u	r	s	f
a	a	f	p	r	a	t	u
i	d	a	s	r	s	a	t
r	t	i	d	n	e	b	n
b	m	a	u	s	r	l	b
s	b	o	o	k	h	e	t
t	d	o	o	r	l	n	i
u	s	o	c	f	i	e	r
m	e	d	i	c	i	n	e

- 1 clothes
- 2 c
- 3 e
- 4 d
- 5 t
- 6 b
- 7 t
- 8 m

2 Write *true* or *false*.

- 1 Many things come from plants. _____
- 2 We can't make medicines from plants. _____
- 3 Gasoline comes from plants and animals. _____
- 4 Plants can make us feel happy. _____
- 5 We can't make plastic from plants. _____
- 6 Rubber comes from animals. _____

3 What comes from plants? Write the words.



4 Answer the questions.

- 1 What do you think are the most important things that come from plants? _____

- 2 In your bedroom, which things come from plants? _____

- 3 Do you have any plants in your home or garden? _____

- 4 How do plants make you feel? _____

9 Amazing Plants

← Read pages 20–21.

1 Circle the correct words.

- 1 The titan arum is one of the world's **tallest** / **smelliest** plants.
- 2 The Venus flytrap **eats** / **doesn't eat** insects.
- 3 Coast redwoods are the **tallest** / **smallest** trees in the world.
- 4 The wolffia is the **tallest** / **smallest** flowering plant.
- 5 The wolffia doesn't have any **flowers** / **roots**.
- 6 Coast redwoods can live for more than **2,000** / **3,000** years.

2 Answer the questions.

- 1 How often does the titan arum produce flowers?

- 2 How does the Venus flytrap catch insects?


- 3 How many seeds can a coast redwood make in one year? _____
- 4 Where does the wolffia plant grow?

3 Match. Then write about the plants.

Plant	Adjective	Amazing Fact
titan arum	tall	It's less than a millimeter long. It smells like bad meat. It can grow to 110 meters tall. It eats insects.
coast redwood	small	
wolffia	insect-eating	
Venus flytrap	smelly	

- 1 The titan arum is a very smelly plant. It smells like bad meat.
- 2 _____
- 3 _____
- 4 _____

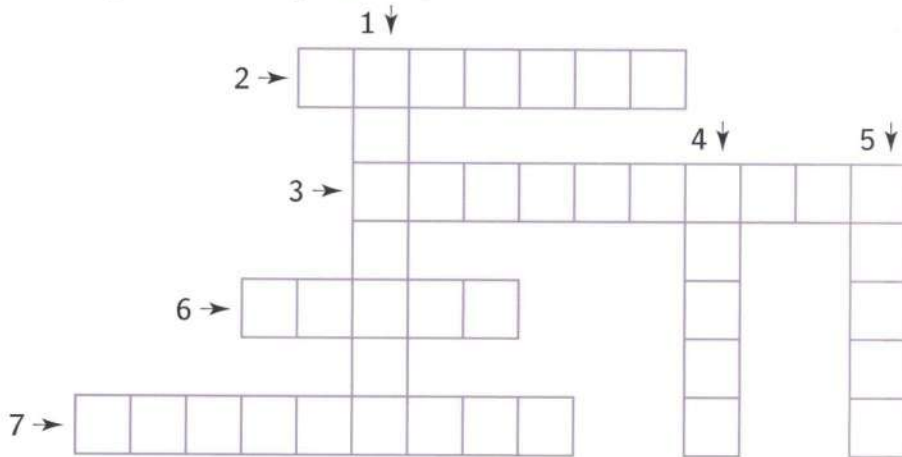
4 Draw and write about an amazing plant from your country.



10 Save Our Plants!

← Read pages 22–23.

1 Complete the puzzle.



- 1 Planes leave from here.
- 2 A place where something lives.
- 3 A hot, wet forest.
- 4 Cars travel on them.
- 5 People cut them down.
- 6 Plants that farmers grow for food.
- 7 This is dangerous for plants.

2 Match.

- 1 When people build new roads,
- 2 There are lots of palm oil farms
- 3 Pollution puts chemicals
- 4 Chemicals are bad

into the soil.
in the rainforest.
they cut down
plants.
for plants.

3 Answer the questions.

1 Why are plants very important to us?

2 Why are plants in danger?

4 Design a poster. Write about what we can do to save plants.



Project 1

Grow a Plant

1 Follow the instructions.

You need:



seeds

a jar



soft paper

a jug of water



- 1 Fold the paper and put it in the jar.
- 2 Put the seeds in the jar.
- 3 Put 250 milliliters of water in the jar.



- 4 Put the jar in a light room.
- 5 Look at your seeds every day.
- 6 When the paper is dry, put more water in the jar.

2 What happens to the seeds? Complete the chart. Draw and write about one of the plants.

Date	What happens?

Project 2

A Plant Poster

- 1 Choose a type of fruit or vegetable and write it in the chart below.
- 2 Use books or the Internet to find the answers.



What is the name of the fruit or vegetable?

What part of the plant is it from?


Where in the world does it come from?

Draw and write about the flower.

Draw and write about the leaf.

- 3 Make a poster. Write about your plant and add pictures.
- 4 Display your poster.

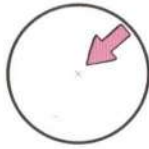
Picture Dictionary



billion



breathe



center



clothes



crops



mud



nectar



oil



palm oil



pattern



danger



dangerous chemicals



die



female



fields



plastic



pollution



recycle



road



rocks



fly



food



fuels



gasoline



ground



rubber



scientist



seeds



shade



shelter



grow



male



meat



medicines



million



smell



store



tire



top



waves



Series Editor: Hazel Geatches • CLIL Adviser: John Clegg

Oxford Read and Discover graded readers are at four levels, from 3 to 6, suitable for students from age 8 and older. They cover many topics within three subject areas, and can support English across the curriculum, or Content and Language Integrated Learning (CLIL).

Available for each reader:

- Audio CD Pack (book & audio CD)
- Activity Book

For Teacher's Notes & CLIL Guidance go to

www.oup.com/elt/teacher/readanddiscover

Subject Area Level	The World of Science & Technology	The Natural World	The World of Arts & Social Studies
3 600 headwords	<ul style="list-style-type: none"> • How We Make Products • Sound and Music • Super Structures • Your Five Senses 	<ul style="list-style-type: none"> • Amazing Minibeasts • Animals in the Air • Life in Rainforests • Wonderful Water 	<ul style="list-style-type: none"> • Festivals Around the World • Free Time Around the World
4 750 headwords	<ul style="list-style-type: none"> • All About Plants • How to Stay Healthy • Machines Then and Now • Why We Recycle 	<ul style="list-style-type: none"> • All About Desert Life • All About Ocean Life • Animals at Night • Incredible Earth 	<ul style="list-style-type: none"> • Animals in Art • Wonders of the Past
5 900 headwords	<ul style="list-style-type: none"> • Materials to Products • Medicine Then and Now • Transportation Then and Now • Wild Weather 	<ul style="list-style-type: none"> • All About Islands • Animal Life Cycles • Exploring Our World • Great Migrations 	<ul style="list-style-type: none"> • Homes Around the World • Our World in Art
6 1,050 headwords	<ul style="list-style-type: none"> • Cells and Microbes • Clothes Then and Now • Incredible Energy • Your Amazing Body 	<ul style="list-style-type: none"> • All About Space • Caring for Our Planet • Earth Then and Now • Wonderful Ecosystems 	<ul style="list-style-type: none"> • Helping Around the World • Food Around the World

For younger students, **Dolphin Readers** Levels Starter, 1, and 2 are available.